



Specialist interpretation:

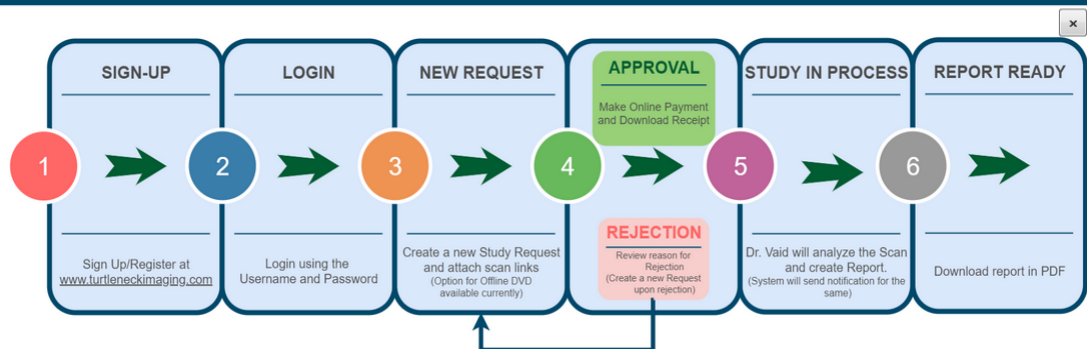
Recent years have seen stupendous progress and advancement in the field of Head Neck / ear, nose and throat (ENT) radiology and imaging and now contributes significantly in the medical or surgical management of patients. This subspecialty of Radiology basically deals with imaging of the anatomy and pathology of seven major regions : Sinonasal Cavities, Orbit and Visual Pathways, Central Skull Base, Jaws and Temporomandibular Joints, Temporal Bone, Upper Aerodigestive Tract and the Neck. Though it is an area of specialization dealing with a very complex part of the human body, basic understanding and knowledge of imaging of this region is imperative not only for radiologists but even for all those physicians who encounter patients with abnormalities in the head and neck.

Backed by an experience of 15 years in this subject, Dr.Sanjay Vaid offers Specialist interpretation and primary / second opinion on Head Neck ENT imaging studies (CT / MRI) only performed in India. No imaging studies of any other body part will be accepted for interpretation.


This interpretation is in no way any form of a Teleradiology service, does not imply a two-way communication via PACS systems and hence is not subject to any regulatory measures applicable to Telemedicine.


The scan interpretation is at the sole discretion of Dr.Sanjay Vaid after due verification of bonafide credentials and subject to approval of scan quality / standards.

Work-flow ([click for demo](#)).



← → ↺ 🏠 <https://www.turtleneckimaging.com/AboutUs/Profile> 📄 ⋮ 📌 ⚙️





Sanjay Vaid MD

Dr.Sanjay Vaid - Profile

Dr.Sanjay Vaid is a Consultant Radiologist specializing exclusively in Head Neck & ENT Imaging. He has 30 years of experience in Diagnostic Radiology and Imaging after completing his post graduation (MD, Radiology) from BJ Medical College & Sassoon General Hospitals, Pune in 1989.

Dr.Vaid has received specialized training in Head Neck & ENT Imaging in Brugge, Belgium and Ann Arbor, Michigan, USA, and holds Head & Neck and Neuroradiology Certification by the Erasmus Society, Belgium and Germany.


His special areas of interest in HN imaging include imaging of the temporal bone, head and neck oncology, skull base & cranial nerve imaging and paranasal sinus imaging.

Dr.Sanjay Vaid has peer-reviewed publications in Clinical Radiology, British Journal of Radiology, Neuroimaging Clinics of North America, European Journal of Radiology Extra, Otolology & Neurotology, Journal of Pediatric Surgery, Cochlear Implants International, American Journal of Neuroradiology, Journal of Pediatric Surgery, Indian Journal of Otorhinolaryngology Head Neck Surgery, Indian Journal of Radiology and Imaging, Journal of Indian Speech Language Hearing Association, Case Reports in Otolaryngology and Journal of Association of Physicians India.

His research paper - Differentiating recurrent tumors from post-treatment changes in head and neck cancers:

Home | About Us | Contact Us | Privacy Policy | Terms and Conditions
© 2020 TurtleNeck® Imaging

← → ↺ 🏠 <https://www.turtleneckimaging.com/AboutUs/Profile> 📄 ⋮ 📌 ⚙️



List of Publications and Presentations:

Professional Qualifications:

- MBBS; University of Poona, Pune, 1984
- MD (Radiology); University of Poona, Pune, 1989

Accreditations:

- Neuroradiology and Head Neck Imaging, Erasmus Society, Germany / Belgium


Professional memberships:



- Indian Radiological and Imaging Association
- Indian Medical Association
- Maharashtra Medical council
- Indian Academy of Otorhinolaryngology Head Neck Surgery

Home | About Us | Contact Us | Privacy Policy | Terms and Conditions
© 2020 TurtleNeck® Imaging



4

← → ↺ 🏠 <https://www.turtleneckimaging.com/Request/NewRequest> ⋮ 🛡️ ☆ ⬇️ 📄 📱 🌐 ☰





Welcome: Jawaharlal Vaid
23-Jan-2020 19:48



Patient *

Mr.XYZ ABC PQR

+

Referral Doctor

Dr. EFG

Scan Type *

CT & MR

▼

Clinical History *

Nasal blockage

Attach Link to Scan




+

 Add more

Send


Copy paste your link



OR ADD FROM





[More Help](#)

← → ↺ 🏠 <https://www.turtleneckimaging.com/Request/NewRequest> ⋮ 🛡️ ☆ ⬇️ 📄 📱 🌐 ☰





Jawaharlal Vaid
19:48



Patient *

Mr.XYZ ABC PQR

+

Referral Doctor

Dr. EFG

Scan Type *

CT & MR

▼

Clinical History *

Nasal blockage

Attach Link to Scan




+

 Add more

Send

Copy paste your link

OR ADD FROM



[More Help](#)

Your request with **TN-2020-0007** has been sent for approval and you will hear back on the same shortly!

OK

← → ↺ 🏠 [https://www.turtleneckimaging.com/Request/ExistingRequest/\\$5Qp0VC0zil=](https://www.turtleneckimaging.com/Request/ExistingRequest/$5Qp0VC0zil=) ... 🛡️ ☆

TurtleNeck® IMAGING
Head Neck & ENT Radiology

NEW EXISTING

Welcome: Jawaharlal Vaid
23-Jan-2020 19:48

Under Approval To Pay Process Ready Rejected See All 🔍

NUMBER TN-2020-0007
Date 24-Jan-2020 20:30
Patient Name Mr.XYZ ABC PQR
Referral Doctor Dr. EFG
Scan Type CT & MR

Scan being reviewed

← → ↺ 🏠 [https://www.turtleneckimaging.com/Request/ExistingRequest/\\$5Qp0VC0zil=](https://www.turtleneckimaging.com/Request/ExistingRequest/$5Qp0VC0zil=) ... 🛡️ ☆

TurtleNeck® IMAGING
Head Neck & ENT Radiology

NEW EXISTING

Welcome: Admin User
24-Jan-2020 12:30

Under Approval To Pay Process Ready Rejected See All 🔍


NUMBER TN-2020-0001
Date 11-Jan-2020 08:38
Patient Name Krishnesh Warrior
Referral Doctor Dr.Eddibam
Scan Type CT & MR



Sorry scan rejected !
(Sorry,image quality is suboptimal)

NUMBER TN-2020-0007
Date 24-Jan-2020 20:30
Patient Name Mr.XYZ ABC PQR
Referral Doctor Dr. EFG
Scan Type CT & MR



Sorry scan rejected !
(Sorry,image quality is suboptimal)

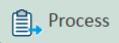
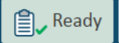

← → ↺ 🏠 [https://www.turtleneckimaging.com/Request/ExistingRequest/\\$5Qp0VC0zil=](https://www.turtleneckimaging.com/Request/ExistingRequest/$5Qp0VC0zil=) ⋮ 🛡️ ☆ ⬇️ 📄 📱 🌐 ☰



Welcome: Admin User
24-Jan-2020 12:30

Under Approval To Pay



See All 🔍

NUMBER TN-2020-0002
Date 11-Jan-2020 08:38
Patient Name Krishnesh Warrior
Referral Doctor Dr.Eddibam
Scan Type CT & MR

Scan approved

NUMBER TN-2020-0007
Date 24-Jan-2020 20:30
Patient Name Mr.XYZ ABC PQR
Referral Doctor Dr. EFG
Scan Type CT & MR

Pay Now

Scan approved

← → ↺ 🏠 [https://www.turtleneckimaging.com/Request/ExistingRequest/\\$5Qp0VC0zil=](https://www.turtleneckimaging.com/Request/ExistingRequest/$5Qp0VC0zil=) ⋮ 🛡️ ☆ ⬇️ 📄 📱 🌐 ☰

Pay Now

NUMBER TN-2020-0006
Date 22-Jan-2020 12:26
Patient Name John Doe
Referral Doctor
Scan Type CT


Pay Now

Scan approved


NUMBER TN-2020-0007
Date 24-Jan-2020 20:30
Patient Name Mr.XYZ ABC PQR
Referral Doctor Dr. EFG
Scan Type CT & MR

Pay Now


Scan approved





Razorpay
Mr.XYZ ABC PQR
₹ 1,500


 8805412800 | jlv88@gmail... Edit

ALL PAYMENT METHODS

 **Card**
MasterCard, Visa, RuPay, Maestro, Amex

 **Netbanking**
All Indian banks

 **Wallet**
PayZapp and Freecharge

 **UPI / QR**
Instant payment using UPI App

← → ↺ 🏠 [https://www.turtleneckimaging.com/Request/ExistingRequest/\\$5Qp0VC0zI=](https://www.turtleneckimaging.com/Request/ExistingRequest/$5Qp0VC0zI=) ... 🛡️ ⭐

TurtleNeck® IMAGING
Head Neck & ENT Radiology

NEW EXISTING

Welcome: Jawaharlal Vaid
23-Jan-2020 19:48

Under Approval To Pay Process Ready Rejected See All 🔍

NUMBER TN-2020-0007
Date 24-Jan-2020 20:30
Patient Name Mr.XYZ ABC PQR
Referral Doctor Dr. EFG
Scan Type CT & MR
✓ PAID

Report in process...

DOWNLOAD RECEIPT → DOWNLOAD REPORT

← → ↺ 🏠 <https://www.turtleneckimaging.com/Reports/Reports.aspx?ReportType=Receipt&RequestID=1> ... 🛡️ ⭐

1 of 1 Automatic Zoom

Dr. Sanjay Vaid MD
vaids@turtleneckimaging.com
+91-8805212800

TurtleNeck® IMAGING
Head Neck & ENT Radiology

RECEIPT

Received with thanks from:

Request No.	Particulars	Amount
TN-2019-1103	Charges for Request No.TN-2019-1103, Dated	Rs. _____
By online transaction no. 249959430, Dated : _____, for _____		Rs. _____

Rupees

For TurtleNeck Imaging

Opening Receipt_20191211070241.pdf

You have chosen to open:
Receipt_20191211070241.pdf
which is: Adobe Acrobat Document (69.1 KB)
from: https://www.turtleneckimaging.com

What should Firefox do with this file?

☒ Open with Adobe Reader 9.4 (default)

☐ Save File

